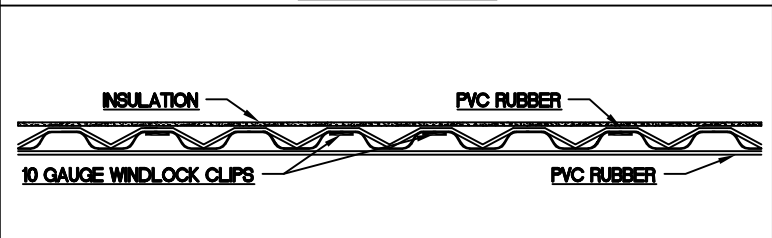
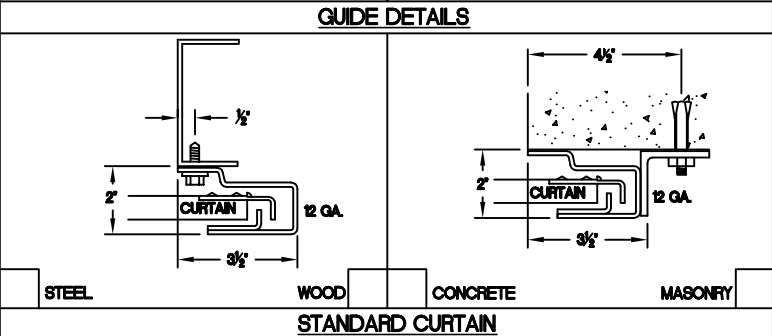
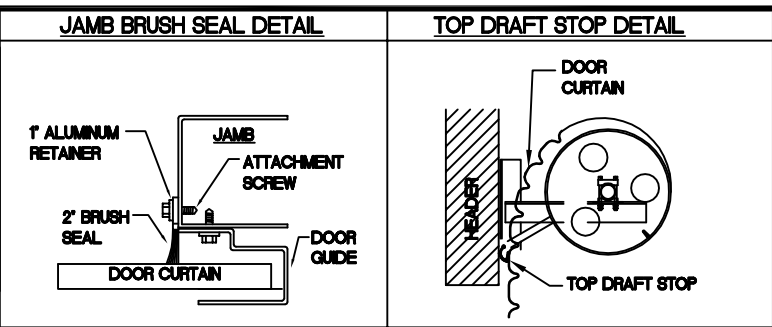


ELEVATION

SECTION-A-A

PLAN VIEW



OPERATION	A1	A2
ELECTRIC DRIVE (UNDER 14' WIDE)	9	6
ELECTRIC DRIVE (14' TO UNDER 20' WIDE)	10	7
ELECTRIC DRIVE (20' WIDE OR WIDER)	11	8

GENERAL NOTES:

CURTAIN:

- 26 GAUGE GALVANIZED STEEL WITH BAKED ON EPOXY PRIMER AND POLYESTER TOP COAT

GUIDES:

- ROLL FORMED GALVANIZED STEEL WITH 12 GAUGE WINDLOCK INSERT

OPERATION:

- RIGHT HAND SHOWN, LEFT HAND OPPOSITE

OTHER SURFACES:

- GALVANIZED OR SHOP COAT PRIMER

INSULATION:

- MYLAR AND POLYETHYLENE INSULATION LAMINATED TO BACK OF CURTAIN.

MFK.	QTY.	OPENING SIZE		OPERATION	R.H.	CLEARANCES		OPTION	PROJECT:	ARCHITECT:	CONTRACTOR:	DISTRIBUTOR:	DATE:	SHEET:	OF:	BY:	REF.#	4255 McEver Industrial Dr. Acworth, GA 30101 PH:(770) 924-2800 Fax:(770) 974-1455 www.astadoor.com	
		WIDTH "W"	HEIGHT "H"			L.H.	"X"												"Y"
MODEL 204 INSULATED DOOR WITH MEDIUM JACKSHAFT MOTOR																			

Asta Door Corporation is not responsible for the use of improper installation procedures, structural supports as well as field inspection prior to manufacturing and installation.

APPROVAL SIGNATURE: _____ DATE: _____