

ELEVATION

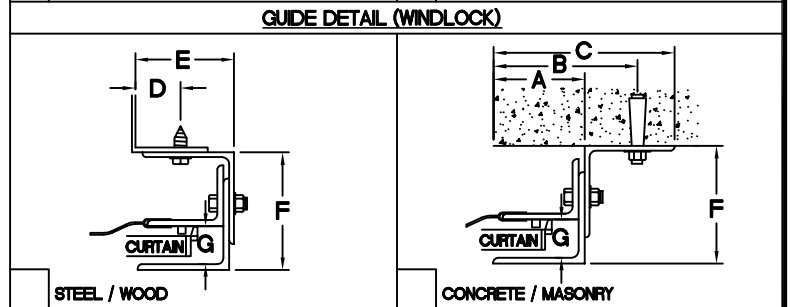
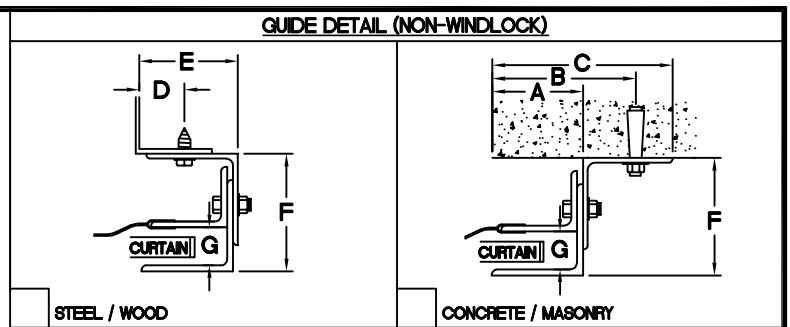
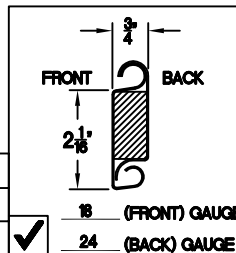
SECTION-A-A



PLAN VIEW

TOP MOTOR CLEARANCE

HP	14"	16"
Z	4"	3"



GUIDE DIMENSIONS

GUIDE TYPE	A	B	C	D	E	F	G
2	2 5/8"	3 7/8"	5 1/8"	1 1/4"	2 13/16"	4"	1 1/4"
3	2 5/8"	4 3/4"	5 5/8"	1 1/4"	2 13/16"	4 3/8"	1 1/4"
4	2 5/8"	4 3/4"	5 5/8"	1 1/4"	2 7/8"	4 3/4"	1 1/4"
2(W/L)	3"	4 1/4"	5 1/2"	1 5/8"	3 3/16"	4"	1 1/2"
3(W/L)	3"	5 1/8"	6"	1 5/8"	3 3/16"	4 3/8"	1 1/2"
4(W/L)	3"	5 1/8"	6"	1 5/8"	3 1/4"	4 3/4"	1 1/2"
5(W/L)	3"	5 1/8"	6"	1 5/8"	3 1/4"	4 3/4"	1 1/2"
6(W/L)	5 1/4"	6 1/2"	7 3/4"	1 5/8"	4 7/8"	7 1/4"	1 1/2"

GENERAL NOTES

SLATS/HOOD: SELECT FINISH OPTION BELOW (HOOD INCLUDES WEATHER BAFFLE)

- GRAY POLYESTER TOP COAT
- WHITE POLYESTER TOP COAT

OTHER SURFACES:

- SHOP COAT BLACK PRIMER

OPERATION:

- RIGHT HAND SHOWN, LEFT HAND OPPOSITE

GUIDES:

- STRUCTURAL STEEL ANGLES OF 3/16" MINIMUM THICKNESS
- WITH PVC WEATHER SEAL

BOTTOM BAR:

- TWO 2"x2"x1/8" STEEL ANGLES WITH PVC BULB ASTRAGAL

NOTE: ADD 'Z' TO 'X' TO ACHIEVE OVERALL HEADROOM REQUIREMENTS

MRK.	QTY.	OPENING SIZE		OPERATION	RH.	CLEARANCES		OPTION	PROJECT:	ARCHITECT:	CONTRACTOR:	DISTRIBUTOR:	DATE:	SHEET:	OF:	BY:	REF.#	
		WIDTH 'W'	HEIGHT 'H'			L.H.	'X'+2'											'V'



4255 McEver Industrial Dr.  
Acworth, GA 30101  
PH(770) 924-2800  
Fax(770) 974-1455  
www.astadoor.com

Model 618-INSULATED-FACE OF WALL (H MOTOR)

Asta Door Corporation is not responsible for the use of improper installation procedures, structural supports as well as field inspection prior to manufacturing and installation.

APPROVAL SIGNATURE: \_\_\_\_\_ DATE: \_\_\_\_\_