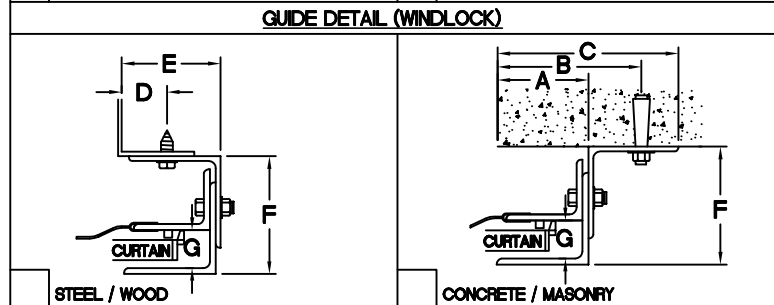
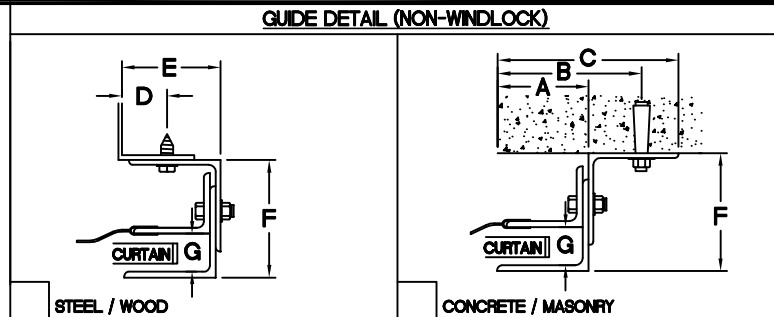
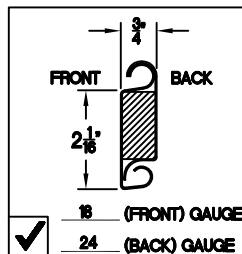


ELEVATION

SECTION-A-A



PLAN VIEW



**GUIDE DIMENSIONS**

GUIDE TYPE	A	B	C	D	E	F	G
2	2 5/8"	3 7/8"	5 1/8"	1 1/4"	2 13/16"	4"	1 1/4"
3	2 5/8"	4 3/4"	5 5/8"	1 1/4"	2 13/16"	4 3/8"	1 1/4"
4	2 5/8"	4 3/4"	5 5/8"	1 1/4"	2 7/8"	4 3/4"	1 1/4"
2(W/L)	3"	4 1/4"	5 1/2"	1 5/8"	3 3/16"	4"	1 1/2"
3(W/L)	3"	5 1/8"	6"	1 5/8"	3 3/16"	4 3/8"	1 1/2"
4(W/L)	3"	5 1/8"	6"	1 5/8"	3 1/4"	4 3/4"	1 1/2"
5(W/L)	3"	5 1/8"	6"	1 5/8"	3 1/4"	4 3/4"	1 1/2"
6(W/L)	5 1/4"	6 1/2"	7 3/4"	1 5/8"	4 7/8"	7 1/4"	1 1/2"

**GENERAL NOTES**

SLATS/HOOD: SELECT FINISH OPTION BELOW (HOOD INCLUDES WEATHER BAFFLE)

- GRAY POLYESTER TOP COAT
- WHITE POLYESTER TOP COAT

**OTHER SURFACES:**

- SHOP COAT BLACK PRIMER

**OPERATION:**

- RIGHT HAND SHOWN, LEFT HAND OPPOSITE

**GUIDES:**

- STRUCTURAL STEEL ANGLES OF 3/16" MINIMUM THICKNESS
- WITH PVC WEATHER SEAL

**BOTTOM BAR:**

- TWO 2"x2"x1/8" STEEL ANGLES WITH PVC BULB ASTRAGAL

MRK.	QTY.	OPENING SIZE		OPERATION	R.H.	CLEARANCES		OPTION
		WIDTH "W"	HEIGHT "H"			L.H.	"X"	

PROJECT:				
ARCHITECT:				
CONTRACTOR:				
DISTRIBUTOR:				
DATE:	SHEET:	OF:	BY:	REF.#



**ASTAAMERICA**  
BY JANUS INTERNATIONAL

4255 McEver Industrial Dr.  
Acworth, GA 30101  
PH:(770) 924-2800  
Fax:(770) 974-1455  
www.astadoor.com

**MODEL 618-INSULATED-FACE OF WALL (CHAIN HOIST)**

Asta Door Corporation is not responsible for the use of improper installation procedures, structural supports as well as field inspection prior to manufacturing and installation.

APPROVAL SIGNATURE: \_\_\_\_\_ DATE: \_\_\_\_\_