

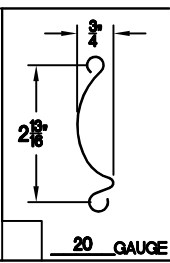
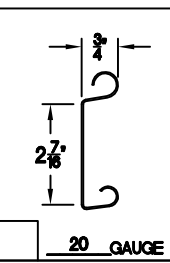
SECTION-A-A

ELEVATION

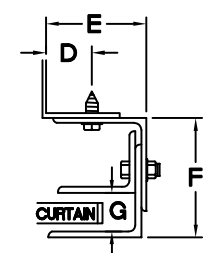


PLAN VIEW

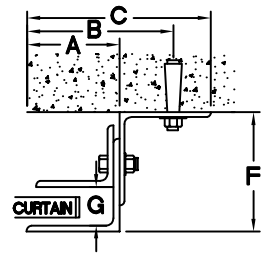
TOP MOTOR CLEARANCE			
HP	14"	16"	22"
Z	8"	7"	4"



GUIDE DETAIL (NON-WINDLOCK)

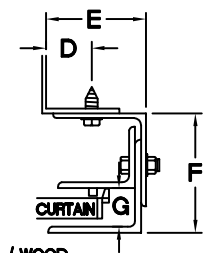


STEEL / WOOD

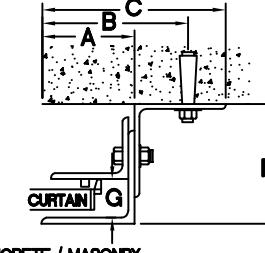


CONCRETE / MASONRY

GUIDE DETAIL (WINDLOCK)



STEEL / WOOD



CONCRETE / MASONRY

GUIDE DIMENSIONS

GUIDE TYPE	A'	B'	C'	D'	E'	F'	G'
2	2 5/8"	3 7/8"	5 1/8"	1 1/4"	2 13/16"	4"	1 1/4"
3	2 5/8"	4 3/4"	5 5/8"	1 1/4"	2 13/16"	4 3/8"	1 1/4"
4	2 5/8"	4 3/4"	5 5/8"	1 1/4"	2 7/8"	4 3/4"	1 1/4"
2(W/L)	3"	4 1/4"	5 1/2"	1 5/8"	3 3/16"	4"	1 1/2"
3(W/L)	3"	5 1/8"	6"	1 5/8"	3 3/16"	4 3/8"	1 1/2"
4(W/L)	3"	5 1/8"	6"	1 5/8"	3 1/4"	4 3/4"	1 1/2"
5(W/L)	3"	5 1/8"	6"	1 5/8"	3 1/4"	4 3/4"	1 1/2"
6(W/L)	5 1/4"	6 1/2"	7 3/4"	1 5/8"	4 7/8"	7 1/4"	1 1/2"

GENERAL NOTES

SLATS/HOOD: SELECT FINISH OPTION BELOW:

- GALVANIZED ONLY
- GRAY POLYESTER TOP COAT
- WHITE POLYESTER TOP COAT

OTHER SURFACES:

- SHOP COAT BLACK PRIMER

OPERATION:

- RIGHT HAND SHOWN, LEFT HAND OPPOSITE

GUIDES:

- STRUCTURAL STEEL ANGLES OF 3/16" MINIMUM THICKNESS

BOTTOM BAR:

- TWO 2"x2"x1/8" STEEL ANGLES WITH PVC BULB ASTRAGAL
- TWO 2"x1-1/2"x1/8" GALVANIZED ANGLES WITH PVC BULB ASTRAGAL

NOTE: ADD 'Z' TO 'X' TO ACHIEVE OVERALL HEADROOM REQUIREMENTS

MFK.	QTY.	OPENING SIZE		OPERATION	R.H.	CLEARANCES		OPTION
		WIDTH 'W'	HEIGHT 'H'			L.H.	'X'+2'	

PROJECT:	 ASTAAMERICA BY JANUS INTERNATIONAL			
ARCHITECT:				
CONTRACTOR:				
DISTRIBUTOR:				
DATE:	SHEET:	OF:	BY:	REF.#

4255 McEver Industrial Dr.  
Acworth, GA 30101  
PH:(770) 924-2600  
Fax:(770) 974-1455  
www.astadoor.com

MODEL 420-FACE OF WALL-WITH GH MOTOR

Asta Door Corporation is not responsible for the use of improper installation procedures, structural supports as well as field inspection prior to manufacturing and installation.

APPROVAL SIGNATURE: \_\_\_\_\_ DATE: \_\_\_\_\_