

FIVE FINISH OPTIONS:

- Clear Anodized Aluminum
- White Topcoat
- Gray Topcoat
- Tan Topcoat
- Galvanized
- Stainless Steel

Powder Coat Finish is available in a variety of color options

STANDARD FEATURES:

- Flat slats with 1- ½" high profile
- Steel end-locks
- Enclosed hood
- Slide bolt locks
- Aluminum angle bottom bar with weather seal
- 2-Year Limited Warranty
- Manual push up to 10'- 4" wide

ASTA AMERICA 700 SERIES COUNTER SHUTTER is designed for finished applications providing security and beauty blended with smooth, quiet, and effortless operation. The **700 Series** is available in clear anodized aluminum, 22-gauge painted steel, or stainless steel. The **700 Series Counter Shutter** offers a compact design requiring minimal headroom and is the perfect choice for pharmacies, cafeterias, concession areas, ticket counters, nurse/hospital desks, and many more applications.



OPTIONS

Mounting: Face of wall, between jamb above lintel or between jamb under lintel.

Sizes: Up to 14'- 4" wide X 10'- 4" high.

Operation: Manual push up, crank with handle, or tubular motor.

Locking: Slide bolt locks, thumb turn lock or cylinder locks.


COUNTER SHUTTER 700

MODELS 722 (22-GAUGE), 722A (ALUMINUM), 722S (STAINLESS STEEL)

Drum/Axle Assembly | Barrel fabricated from minimum 4 1/2" O.D. pipe, with 1" tension and drive shaft and provided with threaded rings or lugs welded to barrel for curtain assembly. Springs to be oil tempered grease packed helical torsion type.

Slats | 1 1/2' flat slat clear anodized aluminum or 22-gauge galvanized steel with super durable polyester paint in white, gray or tan (powder coat optional) or 22-gauge stainless steel.

Bottom Bar | Extruded aluminum angle bottom bar standard for aluminum and steel doors, stainless steel angle is standard with stainless steel doors. Both available with bottom weather seal.



Hoods | Clear anodized aluminum hood is standard on aluminum and steel curtain, stainless steel hood with stainless curtain.

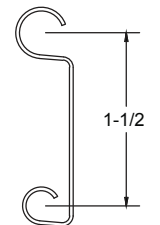
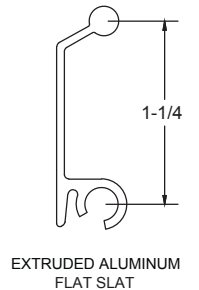
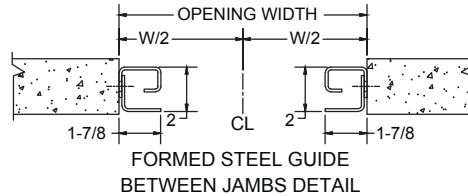
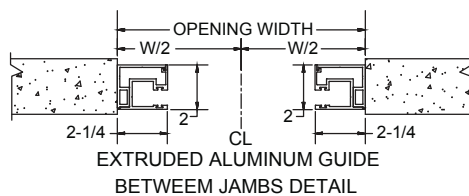
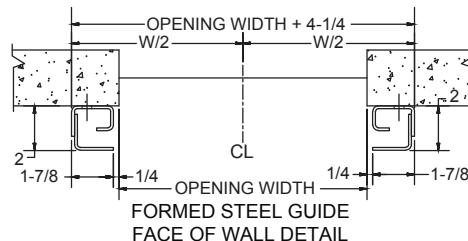
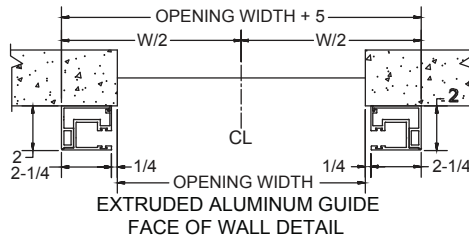
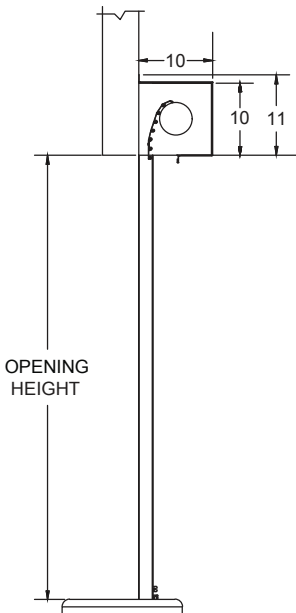
Operation | Manual push up standard up to 10'-4" wide, wider doors crank operation is standard.

Guides | Extruded two piece aluminum guides standard for aluminum and steel doors, stainless steel with stainless steel doors.

Endlocks | Steel endlocks each end of alternate slats.

Locks | Dual slide bolt locks are standard; cylinder locks are optional.

SPECIFICATION DETAILS



Standard Features:

700 Series	Curtain	Color	Guides	Bottom Bar	Hood
Model 722	22 Gauge	Galvanized Steel	Aluminum	Aluminum	24ga Steel
Model 722A	Aluminum	Clear Anodized	Aluminum	Aluminum	Aluminum
Model 722S	Stainless Steel	#4 Finish	Stainless Steel	Stainless Steel	Stainless Steel