

ASTA AMERICA 200 SERIES

continuous corrugated
Commercial Sheet Door is produced with the highest quality and durability in the industry. The **201 Series** is available in sizes up to 12' x 16' and **Model 201HD** is available in sizes up to 20' x 18' in a variety of colors. Excellent price and efficient installation makes our Commercial Sheet Doors the perfect choice for loading docks, warehouse buildings, distribution centers, freight terminals, or any commercial applications.



OPTIONS

Chain Hoist: Reduction gear for easy, smooth operation (where not standard).

Steel Mounting Plates: For lateral jamb extension to provide door support.

Electric Operation: Easy, fast motorized operation at a push of a button.

Top Draft Stop: To seal tight at the header to reduce air filtration (standard on model 202/202HD).

Side Draft Seal: 2" brush weatherseal with 1" aluminum retainer attached to door jamb (field installed) (standard on model 202/202HD).

Vision Panels: 7" x 22" Lexan windows for viewing outside without opening door.

Insulation: Refer to ASTA AMERICA Model 202/202HD - standard 201/201HD design with mylar and polyethylene insulation laminated to backside of curtain.

Windlock: Refer to ASTA AMERICA Model 203 (separate brochure).

COMMERCIAL SHEET DOOR 201/201HD


Offers an economical door in sizes up to 20 feet wide by 18 feet high. Easy operation and superior performance make this an outstanding door. Every Model 201/201HD is fitted with Nylon & Elastic side stripping to prevent metal to metal contact within the door guide and ensure a quiet and easy operating door.

Hardware | For mounting to steel, wood or block/masonry jambs (specify when ordering).

Curtain | The 26-gauge corrugated door curtain is manufactured from full hard galvanized grade 80 steel and coated with Super Durable polyester paint that is backed by a 40 year film integrity and 25 year no-fade limited paint warranty.

Bottom Bar | 2" x 1-1/2" x 12-gauge galvanized steel angle fastened to aluminum retainer with PVC bulb astragal.

Locks | Dual galvanized steel slide bolt locks attached to the bottom bar suitable for padlocks (padlocks by others).



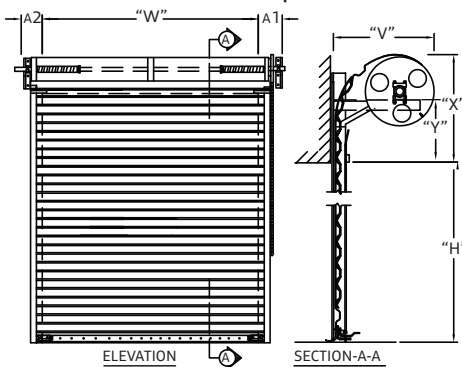
Drum/Axle Assembly | 12" diameter galvanized steel spiral torque tube attached to 16-gauge galvanized drums, supported by 1-5/16 O.D. steel tubing. All drums are fitted with a grease filled, shielded radial ball bearing for a smoother operation and reduced friction and wear.

Operation | Rope pull up to 10'-0" wide x 10'-0" high, otherwise, reduction gear chain hoist standard.

Guides | 16-gauge galvanized channels (2" deep per side) standard on all sizes for Model 201 (202): 12-gauge galvanized channels (3" deep per side) standard on all sizes for 201HD (202HD).

SPECIFICATION DETAILS

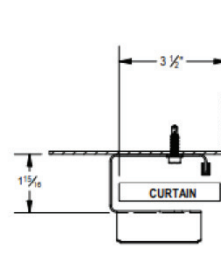
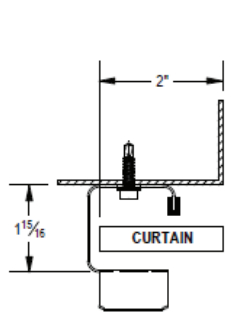
Clearance Requirements



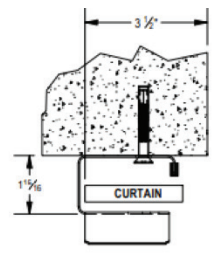
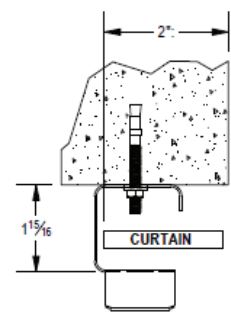
Clearance Requirements For Model 201 Sheet Door						
	Height	*A-1	*A-2	X	Y	V
Manual Push Up	Up to 8'	8-1/2"		19"	9-1/2"	20"
	Up to 10'			21"	10"	21"
Chain Hoist or Electric Operator	Up to 8'			19"	21"	20"
	Up to 10'			21"	11"	21"
	Up to 16'			23"	11"	23"
	Up to 18'			24"	12"	24"

*Side Room For 201HD and 202HD Add 1-1/2" to A-1 and A-2
 A-2* Dimension is clearance dimension for either chain hoist or motor operator rearing bracket position only. Dimension does not include operator itself

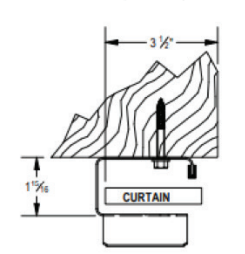
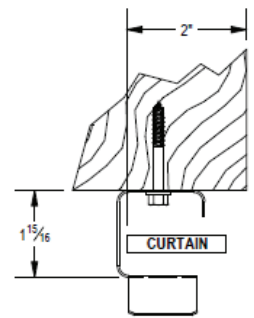
Steel Jambs



Concrete/Masonry Jambs



Wood Jambs



ASTA AMERICA reserves the right to change engineering specs. without prior notice. Illustrations shown are for general reference and should be verified for construction purposes. Consult customer service for technical support.

2024/03