

FIVE FINISH OPTIONS:

- White Topcoat
- Gray Topcoat
- Tan Topcoat
- Galvanized
- Stainless Steel

Powder Coat Finish is available in a variety of color options

40-year film integrity and a 35-year no-chalk/no-fade limited paint warranty.

STANDARD FEATURES:

- Flat slats with 1-1/2" high profile
- Steel end-locks
- Enclosed hood
- Slide bolt locks
- Aluminum angle bottom bar with weather seal
- 2-Year Limited Warranty
- Manual push up to 10'- 4" wide
- Crank Operation above 10'- 4"

ASTA AMERICA 700 SERIES ROLLING SHUTTER is designed for finished applications providing security and beauty blended with smooth, quiet, and effortless operation. The **700 Series** is available in clear anodized aluminum, painted steel, or stainless steel. The **700 Series Rolling Shutter** offers a compact design requiring minimal headroom and is the perfect choice for pharmacies, cafeterias, concession areas, ticket counters, nurse/hospital desks, and many more applications.



OPTIONS

Mounting: Face of wall, between jamb above lintel or between jamb under lintel.

Sizes: Up to 14'- 4" wide x 10'- 4" high.

Operation: Manual push up or crank with handle.

Locking: Slide bolt locks, thumb turn lock, or cylinder locks.

700 SERIES ROLLING SHUTTER


MODEL 722 (PAINTED STEEL), MODEL 722A (ALUMINUM),

MODEL 722S (STAINLESS STEEL), MODEL 724 (PAINTED STEEL), MODEL 724S (STAINLESS STEEL)

Drum/Axle Assembly | Barrel fabricated from minimum 4-1/2" O.D. pipe, with 1" tension and drive shaft and provided with threaded rings or lugs welded to barrel for curtain assembly. Springs to be oil tempered grease packed helical torsion type.

Slats | 1-1/2" flat slat clear anodized aluminum or galvanized steel with super durable polyester paint in white, gray, tan (powder coat optional), or stainless steel.

Bottom Bar | Extruded aluminum angle bottom bar standard for aluminum and steel doors, stainless steel angle is standard with stainless steel doors. Both available with bottom weather seal.



Hoods | Clear anodized aluminum hood is standard with aluminum curtain, 24-gauge steel with steel curtain and stainless steel hood with stainless steel curtain.

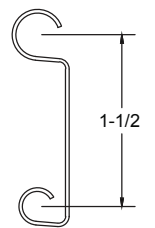
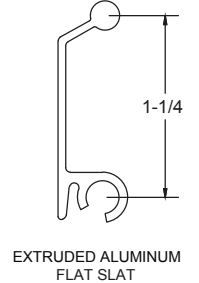
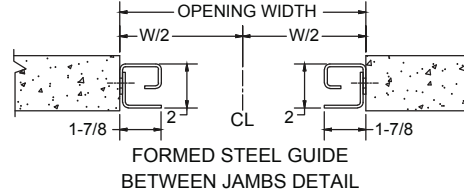
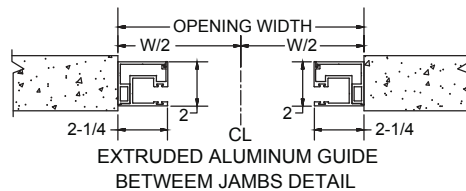
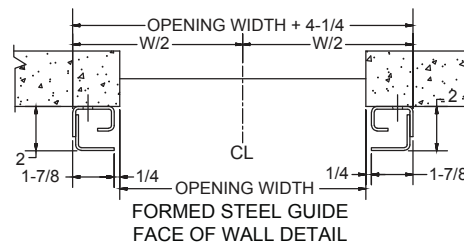
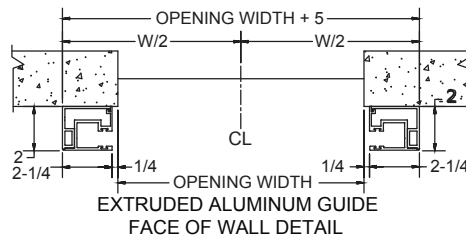
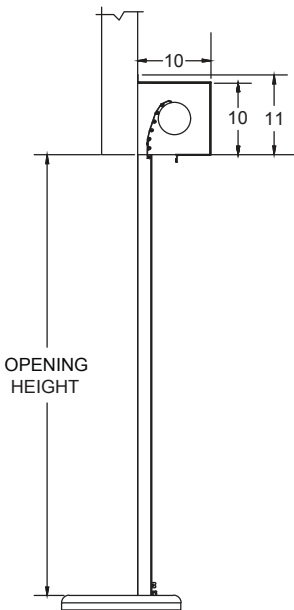
Operation | Manual push up standard up to 10'-4" wide, wider doors crank operation is standard.

Guides | Extruded two piece aluminum guides standard for aluminum and steel doors, stainless steel with stainless steel doors.

Endlocks | Steel endlocks each end of alternate slats.

Locks | Dual slide bolt locks are standard; cylinder locks are optional.

SPECIFICATION DETAILS



Standard Features:

700 Series	Curtain	Color	Guides	Bottom Bar	Hood
Model 724 Model 722	24-Gauge 22-Gauge	Painted Steel Available in White, Tan, Gray, or Galvanized	Aluminum	Aluminum	24-Gauge Steel
Model 722A	Aluminum	Clear Anodized	Aluminum	Aluminum	Aluminum
Model 722S	24-Gauge 22-Gauge	Stainless Steel #4 Finish	Aluminum	Stainless Steel	Stainless Steel

ASTA AMERICA reserves the right to change engineering specifications without prior notice. Illustrations shown are for general reference and should be verified for construction purposes.

2023/12